

Psychology Mahikeng Campus School of Psychosocial Health

BECOME **GREATER** TODAY **THAN ...**

[#MyNWU](#) | [#GreaterThan](#)



FACULTY OF
HEALTH SCIENCES

Welcome to PSYCHOLOGY

This document is a brief introduction to the
First Year students of 2022 accepted for:

Bachelor of Social Sciences
WITH Psychology
1GG-H38, G301M



Mianda Erasmus
Psychology Programme Leader
Mianda.Erasmus@nwu.ac.za



Navigating the NWU Website



About Us ▾ Study at NWU ▾ Teaching and Learning ▾ Research and Innovation Library News & Media ▾

English Afrikaans Setswana

Current Students ▾ Contact us

VIRTUAL TOUR
EXPERIENCE THE NWU NOW!

NWU Virtual Tour

Current Students ▾

Contact us

- Account enquiries
- Career Centre
- Centre for Teaching and Learning
- Class timetables
- eFundi
- Exam results
- Exam and assessment timetables
- Graduation ceremonies
- Health Centres
- Important dates
- NWU payment card and student specials
- Personal Exam timetable
- Participation Marks
- Registration
- Student Academic Lifecycle Administration
- Student Life
- Maintenance Request
- Sport
- Student Counselling and Development

Yearbooks

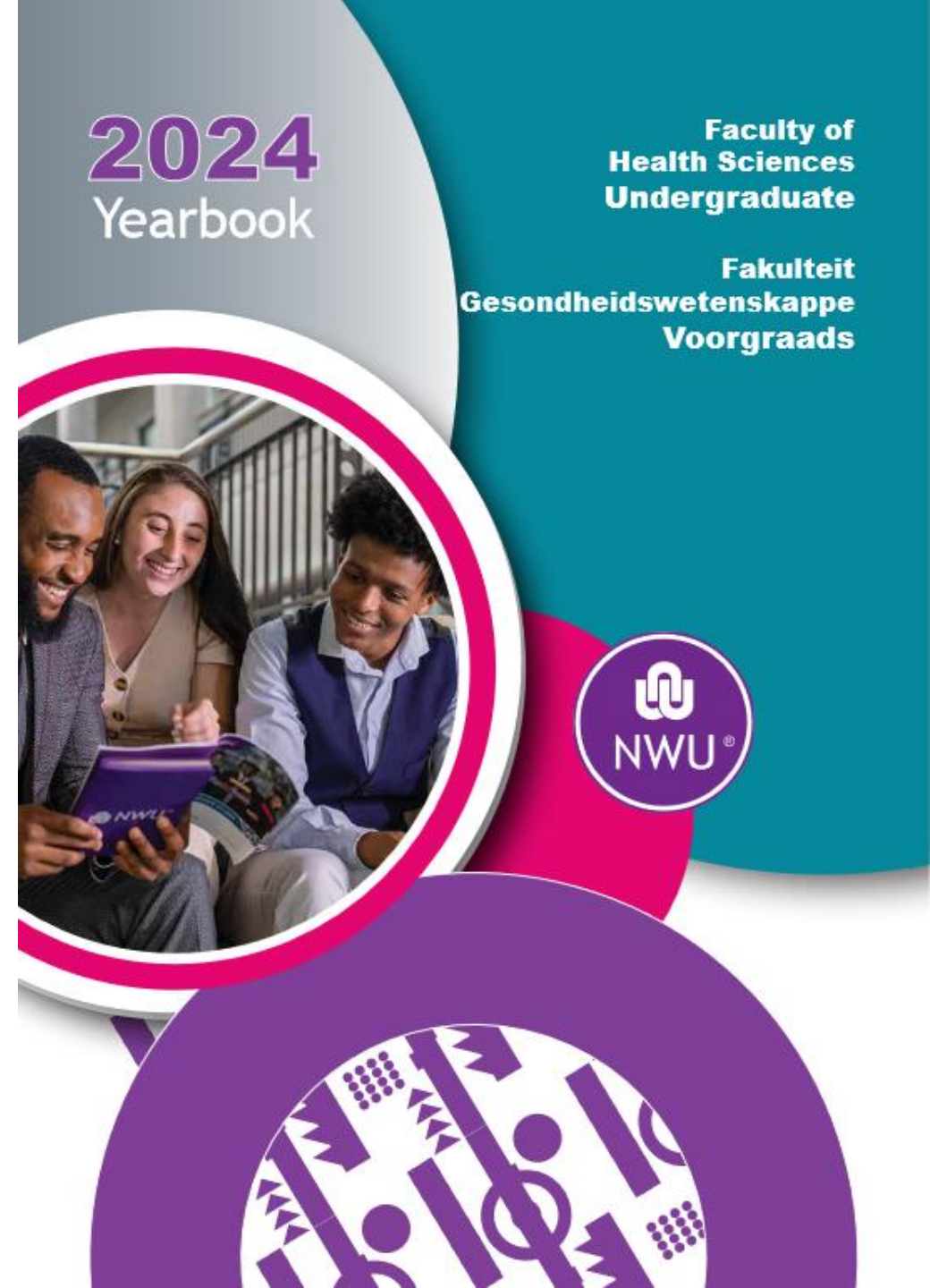
<http://www.nwu.ac.za/>



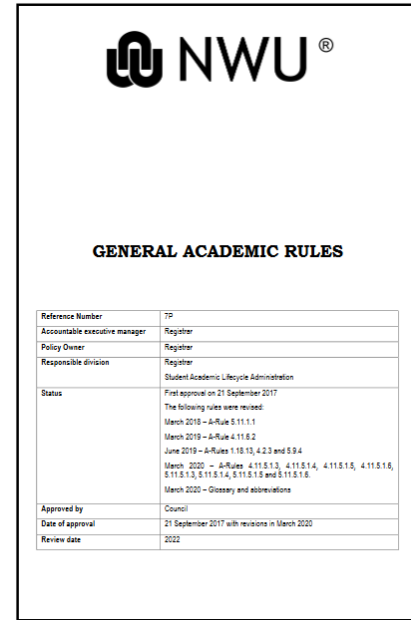
Where can you find information regarding your programme and modules?

- A complete outline of your programme and the modules it contains is available in the undergraduate yearbook of the Faculty of Health Sciences.

<http://studies.nwu.ac.za/studies/yearbooks>



Navigating the Yearbook to find information



<http://studies.nwu.ac.za/studies/yearbooks>

Important to read on Page 1

General Academic rules (A-rules)

Page
1

HSC.1 FACULTY RULES
HSC.1.1 AUTHORITY OF THE GENERAL RULES

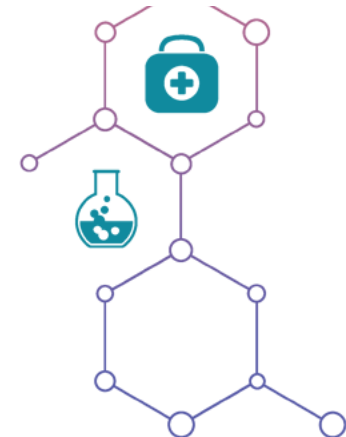
The faculty rules valid for the different qualifications, programmes and curricula of this faculty and contained in this faculty calendar are subject to the General Rules of the University, as determined from time to time by the Council of the University on recommendation by the Senate. The faculty rules should therefore be read in conjunction with the General Rules.

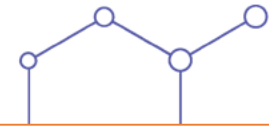
http://www.nwu.ac.za/sites/www.nwu.ac.za/files/files/i-governance-management/policy/Policies%20-%202020%20Update/A-Rules/7P_A-Rules_2020_P.pdf

Page
4

MINIMUM REQUIREMENTS

QUALIFICATION	PROGRAM	REQUIREMENTS	APS	CAMPUS
Bachelor of Social Sciences (WITH)	Psychology 1GG H38, G301M	At least a level 4 (50-59%) mark for the first (home) language Academic paper selection	26	Mahikeng Full-time Contact





Understanding your modules and programme

HSC.2.2.4 Psychology

Module code	Descriptive name	Credits
PSYC111	INTRODUCTION TO PSYCHOLOGY	12
PSYC121	SOCIAL AND COMMUNITY PSYCHOLOGY	12
PSYC122 ^(ONLY MC)	INTRODUCTION TO RESEARCH IN PSYCHOLOGY	12
PSYC211	DEVELOPMENTAL PSYCHOLOGY	16
PSYC212	PERSONALITY PSYCHOLOGY	16
PSYC221	POSITIVE PSYCHOLOGY	16
PSYC223 ^(ONLY MC)	INTRODUCTION TO NEUROPSYCHOLOGY	12
PSYC311	PSYCHOPATHOLOGY	16
PSYC312	RESEARCH AND PSYCHOMETRY	16
PSYC321	BASIC COUNSELLING AND ETHICAL CONDUCT	16
PSYC323	COMMUNITY AND INDIGENOUS PSYCHOLOGY	16

MODULES & Module codes:

All the psychology modules are listed here. Each module has a module code. Psychology modules start with PSYC.

The first number of the code indicates the year level (1 = 1st year) and the second number indicated the semester (2 = 2nd semester).

The complete list of modules that you need to complete to graduate is in your Programme (see next slide).

Credits (Cr): Weight of each module. All the modules count, and you need 396 credits to graduate. The credit number also indicates the average amount of study hours required to master the content. 1 credit = 10 hours thus 12 credits equals 120 study hours.



HSC.2.4.4 PSYCHOLOGY

Module code: PSYC111	Semester 1	NQF level: 5, Credits: 12
TITLE: INTRODUCTION TO PSYCHOLOGY		
Module outcomes:		
Demonstrate:		
integrated knowledge and understanding of		
<ul style="list-style-type: none"> Basic human functioning, including biological aspects, cognitive, emotional and motivational functioning, human 		

Module outcomes

In order to pass a module, you need to master the outcomes. You can find all the module outcomes at the end of the yearbook.

How does it work?

The calendar is presented in table form, with different blocks. You need one module from each block over the course of 3 years in order to graduate. Sometimes you have an option (several modules in one block, from which you choose one), but if there is only one module in a block, it means you have to take that one.

You have 2 majors (Type H), 1 minor and some other compulsory modules (Type X).

Your majors generally allow you to continue with post graduate studies in that field. Therefore, should you not qualify or be selected to continue your studies in psychology, you could still have the option of going further in your 2nd major.

Your 1st major is Psychology (compulsory), which you will have for 3 years.

With the second major you have an option between Sociology (SOCY), Development studies (DEVS) and Population studies and Demography (HPOP).

The majors you choose in your 1st year, should be the ones you do for 3 years if you want to graduate after 3 years. TAKE NOTE: if you are changing your major at any time, it will automatically mean an extra year of studies since you normally need to take a major for 3 consecutive years. Failing certain majors can also result in an extra year, since there are prerequisites for some of the modules - meaning, you will not necessarily be allowed to go on to the next year if you have not passed all the modules for the previous year. This second major will be your 'option 2' or 'back door' should you not get selected to continue with honours in Psychology.

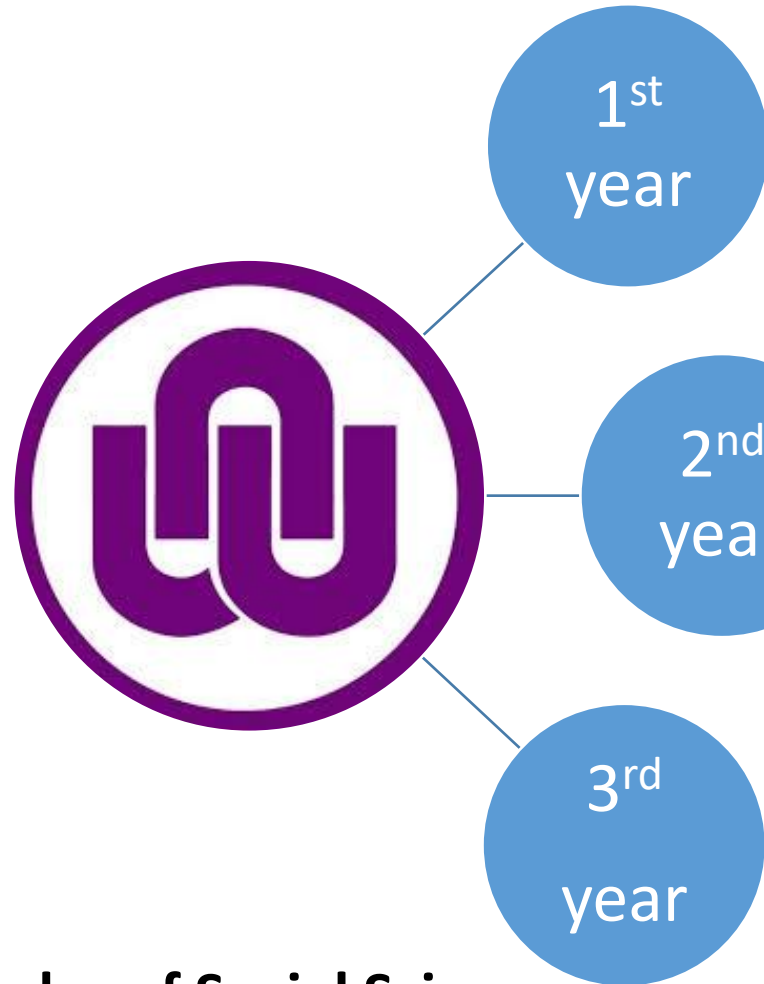
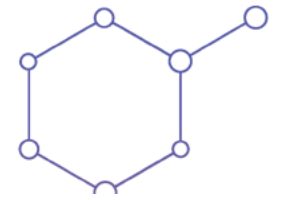
You choose 1 minor in your first year which you need to take for 2 years.

In this block there are 6 modules to choose from: History (HIST 111), Setswana (SETM111), English (ENLL111), French (FREN111), Political Studies (POLI 112), and Development studies (DEVS111). You choose one which you will have for 2 years. Some of these modules are 'school modules' that would give you possible access to PGCE after your degree.

The other compulsory modules include: HCOM117, ALDE111 & ALDE122, WVGW222, WVLS317

YEAR LEVEL 1			YEAR LEVEL 2			YEAR LEVEL 3		
First semester			First semester			First semester		
Module code	Type	Cr	Module code	Type	Cr	Module code	Type	Cr
PSYC111	H	12	PSYC211	H	16	PSYC311	H	16
			PSYC212	H	16	PSYC312	H	16
Choose ONE: DEVS111 or HPOP111 or SOCY111	H H H	12 12 12	Continue the elective from Year 1: DEVS211 or HPOP212 or SOCY211	H H H	16 16 16	Continue the elective from Year 2: DEVS311 or HPOP311 and HPOP312 SOCY314 and SOCY317	H H H H	32 16&16 16&16
Choose ONE: DEVS111 or ENLL111 or FREN111 or HIST112 or POLI112 or SETM111	X X X X X	12 12 12 12 12	Continue the elective from Year 1: DEVS211 or ENLL211 or FREN211 or HIST213 or POLI213 or SETM211	X X X X X	16 16 16 16 16	WVLS317	X	12
ALDE111	X	12						
HCOM117	X	12						
Total 1st sem.		60	Total 1st semester		64	Total 1st semester		76
YEAR LEVEL 1			YEAR LEVEL 2			YEAR LEVEL 3		
Second semester			Second semester			Second semester		
Module code	Type	Cr	Module code	Type	Cr	Module code	Type	Cr
PSYC121	H	12	PSYC221	H	16	PSYC321	H	16
PSYC122	H	12	PSYC223	H	12	PSYC323	H	16
Continue the elective from Year 1, Semester 1: DEVS121 or HPOP121 OR SOCY121	H H H	12 12 12	Continue the elective from Year 2, Semester 1: DEVS221 or HPOP221 or SOCY221	H H H	16 16 16	Continue the elective from Year 3, Semester 1: DEVS321 or HPOP321 & HPOP322 SOCY323 & SOCY326	H H H H	32 16&16 16&16
Continue the elective from Year 1, Semester 1: DEVS121 or ENLL121 or FREN121 or HIST123 or POLI123 or SETM121	X X X X X X	12 12 12 12 12 12	Continue the elective from Year 2, Semester 1: DEVS221 or ENLL221 or FREN221 or HIST223 or POLI223 or SETM221	X X X X X X	16 16 16 16 16 16			
ALDE122	X	12	WVGW222	X	12			
Total 2nd sem.		60	Total 2nd sem.		72	Total 2nd sem.		64
Total Year Level 1		120	Total Year Level 2		136	Total Year Level 3		140
Credit total of the Curriculum								396

Psychology modules



1st
year

- PSYC111 Introduction to Psychology
- PSYC121 Social and community Psychology
- **PSYC122** Introduction to research in Psychology (only MC)

2nd
year

- PSYC211 Developmental Psychology
- PSYC212 Personality Psychology
- PSYC221 Positive Psychology
- **PSYC223** Introduction to Neuropsychology (only MC)

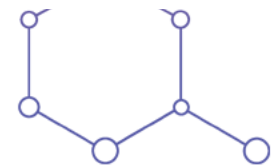
3rd
year

- PSYC311 Psychopathology
- PSYC312 Research and Psychometry
- PSYC321 Basic counselling and ethical conduct
- **PSYC323** **Community and Indigenous Psychology**

Bachelor of Social Sciences

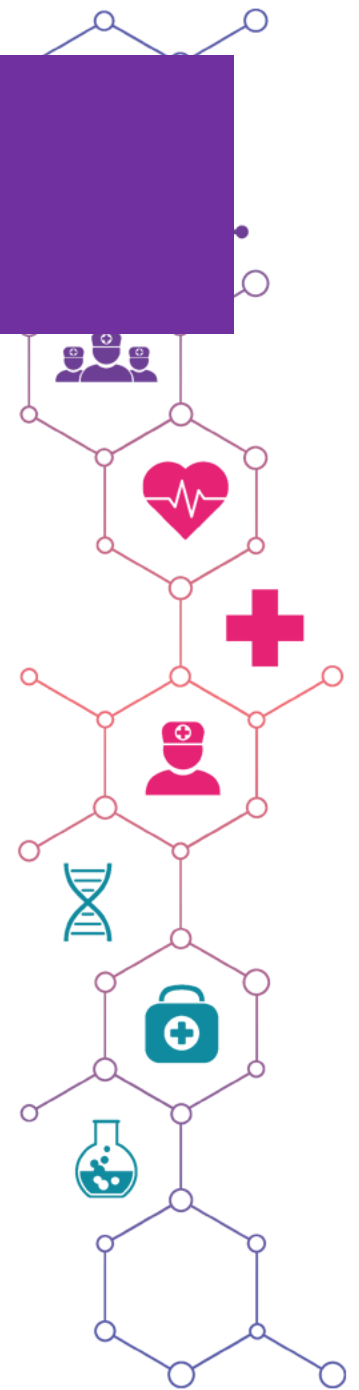
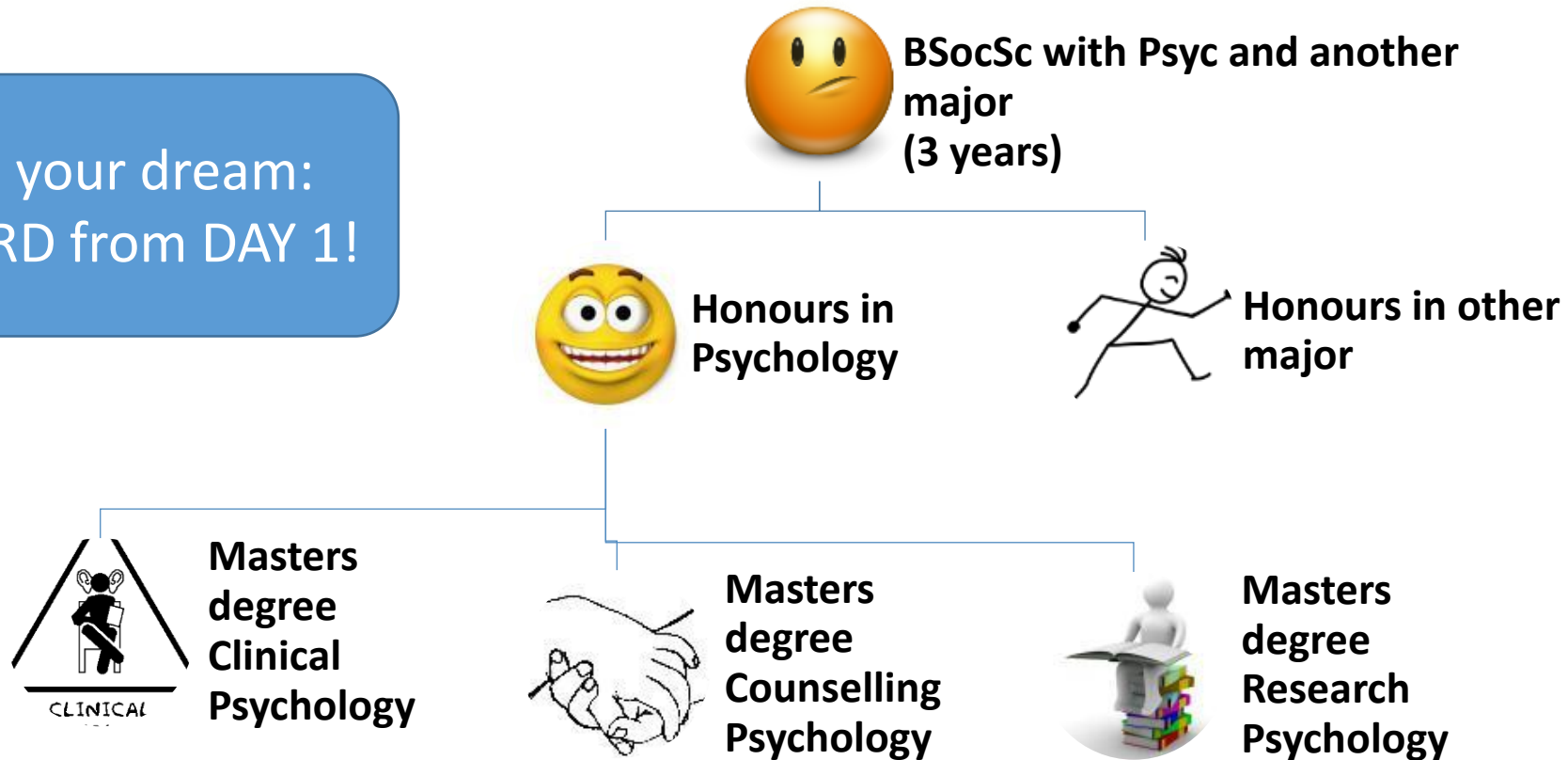
WITH Psychology

1GG-H38, G301M



How do I become a Psychologist?

If this is your dream:
Work HARD from DAY 1!



PGCE

- If you consider doing a Post Graduate Certificate in Education (PGCE) after completing your degree in order to go into education, take note of the following:

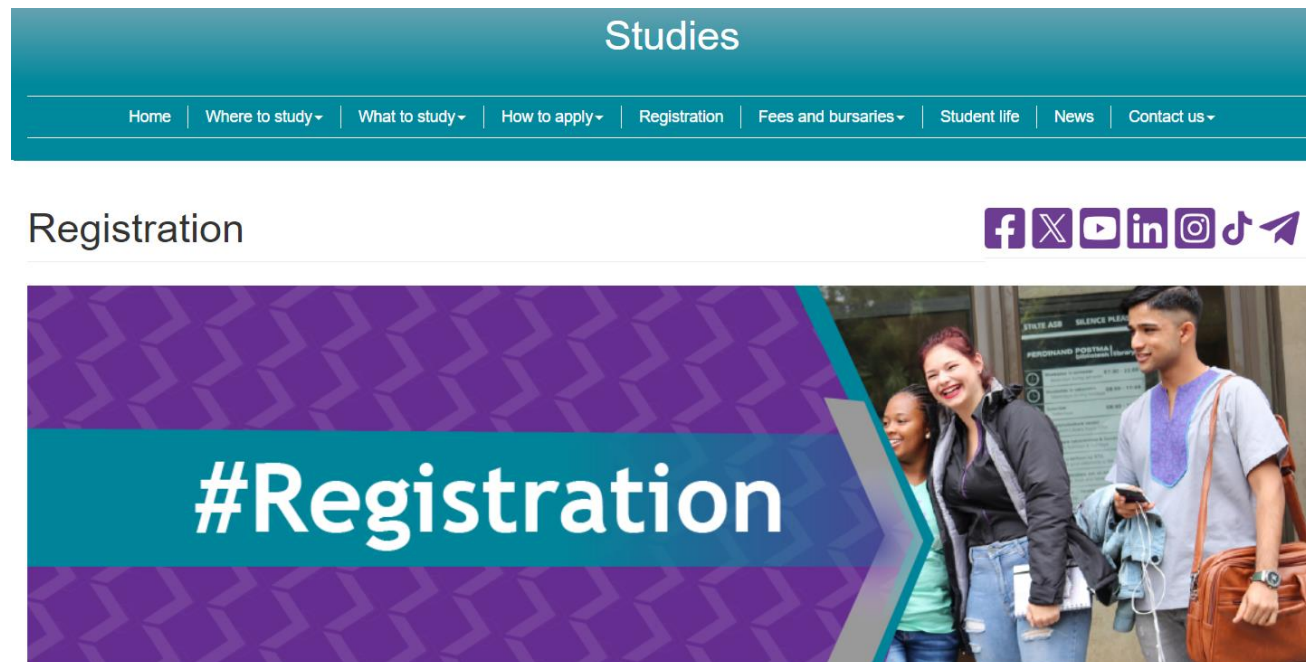
“A student who wants to take the Methodology of **Life Orientation** must have a combination of **Psychology** and any one of the following subjects on degree level: Sociology, Human Movement Science, Labour- and Industrial studies, Philosophy, Political Science or Nutrition. *Due to the high volume of Life Orientation applications, a cut-off point of 65% average for the highest subject contributing to the Life Orientation methodology is set.*”

- However, you need another school subject. You can do History, which must be up to 2nd year level, **as well as 1 module Geography** to qualify for History and Social Sciences. History is an option as minor.
- Or a language, for which you will have to take the 3rd year modules as additional modules since it is only included as a minor, for 2 years.
- “A student who wants to take the Methodology of Languages must have completed it on level 3”



Online Registration

- In this programme, you have several choices to make.
- It is important to go through the options (for example for your 2nd major) carefully, Google it and look at the outcomes BEFORE you start the online registration.
- You will register for BOTH semesters of the 1st year.



The screenshot shows the 'Studies' website navigation bar with the following menu items: Home, Where to study, What to study, How to apply, Registration, Fees and bursaries, Student life, News, and Contact us. Below the navigation bar, the word 'Registration' is displayed on the left, and social media icons for Facebook, X, YouTube, LinkedIn, Instagram, TikTok, and a share icon are on the right. The main content area features a purple and teal graphic with the text '#Registration' and a photograph of three students (two women and one man) standing outdoors near a building entrance.



eFundi

Once you are registered, you will have access to eFundi.

All your academic information will be communicated via eFundi and details about each module can be found in the Study guide.



NWU home page:

- Current Students ▾
- Contact us
- Account enquiries
- Career Centre
- Centre for Teaching and Learning
- Class timetables
- eFundi**
- Exam results
- Exam and assessment timetables
- Graduation ceremonies
- Health Centres
- Important dates
- NWU payment card and student specials
- Personal Exam timetable
- Participation Marks
- Registration
- Student Academic Lifecycle Administration
- Student Life
- Maintenance Request
- Sport
- Student Counselling and Development
- Yearbooks



<https://efundi.nwu.ac.za/portal/>

Be ready to adapt and to succeed!

- Important to note: Workload will be much more than in school
- Whether you cope, adapt and succeed **depends on yourself**
- Take responsibility for your work - plan, organize, schedule class and work times each day
- Make sure you understand the work, **contact the lecturer when uncertain of what's expected**
- Make friends with other students who share your goals
- Use every opportunity to learn and develop



Thank you!

Look out for information sessions in February

All of the best with your studies!

